

Fig. 3000

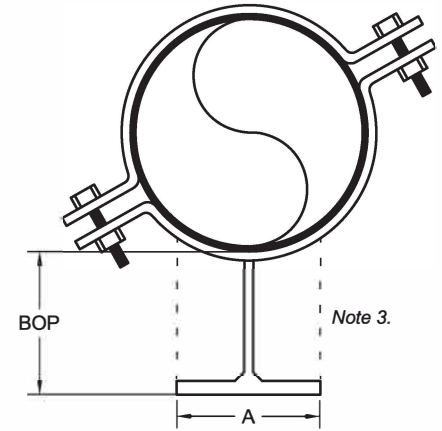
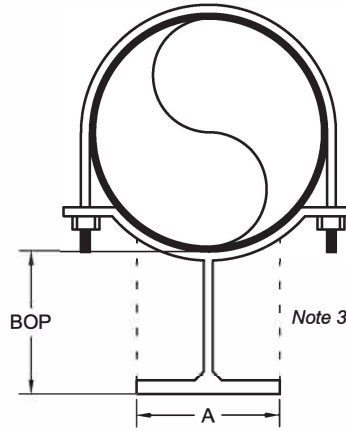
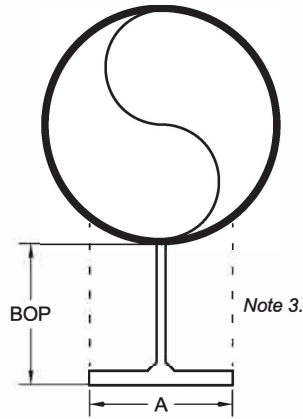
Fig. 3010

See Note 6.

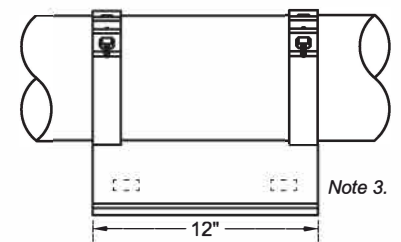
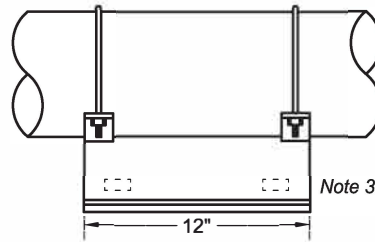
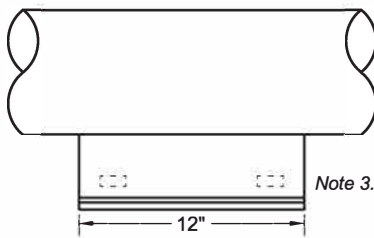
Fig. 3020

Clamp is Anvil Fig. 212 Equiv.

Front view:




Side view:



NPS	BOP	"A"	LENGTH	MEMBER
3/4 - 6	4	4	12	WT4x6.5
8 - 12 <i>Note 3.</i>	4	6.5	12	WT4x12

Notes & Specifications:

- Standard BOP dimension is 4". Custom dimensions available upon request.
- Standard length dimension is 12". Custom length available upon request.
- End Plates Standard for 8-12 NPS. Banding Slots & End Plates available upon request for all .
- Material is A36 CS HDG. Different finishes available upon request.
- Maximum operating temperature is 450° F.
- U-Bolt can be supplied as Coated APP ProTek U-Bolt upon request.

CUSTOMER DATE: CO NAME: CONTACT: TEL. NO. E-MAIL: RFQ: PO: REF:	DWN.	DATE	5/26/15	<div style="text-align: center;">  <p>5611 Guhn Road Houston TX, 77040 Tel. 713-956-2922 Fax 713-956-4090 www.appmfg.com</p> </div> DWG DESCRIPTION T-Slide Metallic Pipe Shoes Figure # - NPS - BOP - Length - Slots (Y/N) - End Plates (Y/N)
	CHK.			
	ENG.			
	APPR.			
	MFG.	APP		
	SO.			
	NEXT ASSY	QTY		SIZE A SCALE None SHEET 1 OF 1