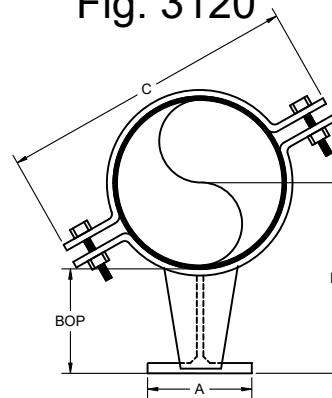
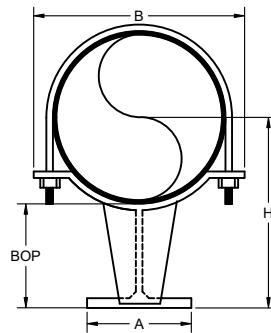
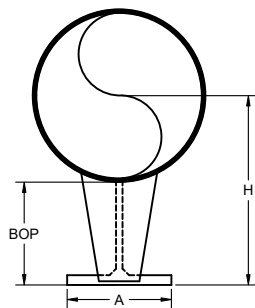


Fig. 3100

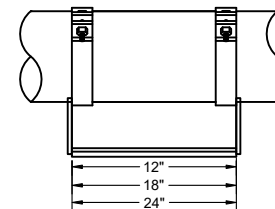
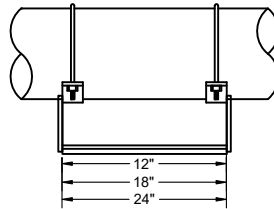
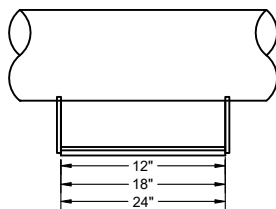
Fig. 3110

Fig. 3120

Front view:



Side view:



Dimensions (in.)									
Pipe Size	Pipe OD	A	B	C	BOP	H	BOP	H	
2	2.375	4	5	5 1/2	4	5 3/16	6	7 3/16	
2 1/2	2.875	4	5 1/2	6 1/2	4	5 7/16	6	7 3/16	
3	3.5	4	6	7	4	5 3/4	6	7 3/4	
3 1/2	4	4	6 1/2	7 5/8	4	6	6	8	
4	4.5	4	7	8 1/2	4	6 1/4	6	8 1/4	
6	6.625	4	9 3/4	11 1/2	4	7 5/16	6	9 5/16	
8	8.6250	4	12	13 3/4	4	8 5/16	6	10 5/16	
10	10.75	4	14 1/2	17 1/8	4	9 3/8	6	11 3/8	
12	12.75	8	16 1/2	19 1/8	4	10 3/8	6	12 3/8	
14	14	8	18	21 1/4	4	11	6	13	
16	16	8	20	23 1/4	4	12	6	14	
18	18	8	22 1/4	26	4	13	6	15	
20	20	10	24 1/4	28 1/4	4	14	6	16	
22	22	10	26 1/4	31	4	15	6	17	
24	24	10	28 1/4	33 3/4	4	16	6	18	


Notes & Specifications:

- Standard BOP dimension is 4" or 6". Custom dimensions available upon request.
- Standard length dimension is 12", 18", or 24". Custom dimensions available upon request.
- Material is CS HDG. Different finishes available upon request.
- Maximum operating temperature is 450°F
- U-bolt can be supplied as coated APP ProTek U-Bolt upon request.

CUSTOMER  
DATE:  
CO NAME:  
CONTACT:  
TEL. NO.  
E-MAIL:  
RFQ:  
PO:  
REF:

ITEM	QTY	DESCRIPTION	MATERIAL
1	1	Figure 3100 Pipe Shoe	CS HDG
2	1	Figure 3110 Pipe Shoe	CS HDG
3	1	Figure 3120 Pipe Shoe	CS HDG

DWN.	DATE	5/26/15
CHK.		
ENG.		
APPR.		
MFG.		APP
SO.		
 5611 Guhn Road Houston TX, 77040 Tel. 713-956-2922 Fax 713-956-4090 www.appmfg.com		
DWG DESCRIPTION		
T-Slide Metallic Pipe Shoes with Gussets		
SIZE	A	TPSG0515
REV.		0
NEXT ASSY	QTY	SCALE
		None
SHEET	1 OF 1	